

SINGER
141W1,W2

FORM 1732W
AUGUST, 1920

LIST OF PARTS



MACHINES

Nos. 141w1 and 141w2

THE SINGER MANUFACTURING COMPANY

COPYRIGHT, U. S. A., 1917, 1919 AND 1920
BY
THE SINGER MANUFACTURING CO.
ALL RIGHTS RESERVED FOR ALL COUNTRIES

INDEX

	PAGE
ACCESSORIES.....	15
BINDERS.....	20
BOBBIN WINDER.....	15
FEED DOGS.....	17
FINGER GUARD.....	22
GUIDES.....	22
HEMMERS.....	22
KNEE LIFTER.....	26
MACHINE No. 141w1.....	27
" " 141w2.....	7
NUMERICAL LIST OF PARTS.....	29
PRESSER FEET.....	18
THREAD UNWINDER.....	16
THROAT PLATES.....	20
TUCKER.....	24
WOOD BASE.....	26

From the library of: Diamond Needle Corp

Instructions for Ordering

In ordering from this list, use **ONLY** the **PART** number in the **FIRST** column.

The number stamped on a Sewing Machine Part is the number of the Single Part only, except when the part includes Set Screws, Clamping Screws, Studs and Rollers Spun on, Small Wires riveted, or Parts soldered together, etc., which it is necessary to furnish in combination.

Every combination of parts sent out has its specific number which, although not stamped on Parts (except in above cases) must be used when ordering the combination.

Each number always indicates the **SAME PART** in whatever list it appears, or for whatever Machine.

The letters after some of the numbers indicate the style of finish only, as follows:

- A. Hardened, Polished and Plated.
- B. Polished and Plated.
- C. Hardened only.
- D. Polished only.
- E. Soft, not polished.
- F. Hardened and Polished.
- H. Blued.

These letters **MUST BE USED** when they appear in the list and **AFTER** the number, as in the list.

In this series

- 1 to 1500 and 200001 to 201500 are Screw Numbers.
- 1501 to 1800 and 201501 to 201800 are Nut Numbers.
- 1801 to 2000 and 201801 to 202000 are Roller Numbers.
- 2001 to 50000, 202001 and upwards are Numbers of Machine Parts.


The figures in the second column refer only to the plate in which the illustration of the part is shown and are **NOT TO BE USED** in ordering.

Two or more numbers over a cut indicate that the difference between such parts is not visible in an illustration.

Parts marked with an asterisk (*) are furnished only when repairs are made at the factory.

LIST OF PARTS COMPLETE

FOR



MACHINE No. 141w2

MECHANICAL OPENER. LARGE BOBBIN

For Shirts, Shirt Waists, Wrappers, Corsets, Underwear, etc.

No.	Plate	Name
*241001	---	Arm
204235	13651	" Position Pin (2)
123E	13651	" Screw (back) (2)
201305E	13651	" " (front)
241002	13652	" Shaft with 201400E and 203100
241003	13654	" " Bushing (back) with
		202277
202277	----	Arm Shaft Bushing (back) Oil
		Packing (wick)
1008A	13651	Arm Shaft Bushing (back) Screw
		(3)
241004	13654	Arm Shaft Bushing (front) with
		224392
224392	----	Arm Shaft Bushing (front) Oil
		Packing (wick)
200999B	13651	Arm Shaft Bushing (front) Oil
		Packing Thumb Screw
443C	13651	Arm Shaft Bushing (front) Set
		Screw

From the library of: Diamond Used

No.	Plate	Name
203100	—	Arm Shaft Oil Packing (wick) ...
201400E	13651	" " " " Stop Screw
12193	13654	" Side Cover
286D	13651	" " " Thumb Screw ...
202255	13652	Balance Wheel (belt groove 2 1/2 in. diam.) with 200328c and 200335c
200328c	13651	Balance Wheel Position Screw ...
200335c	13651	" " Set Screw
*241005	—	Bed
54897	13651	" Oil Cup
241006	—	" Slide
4307	13651	" " Spring
725E	13651	" " " Screw
241007	13654	Bed Slide complete, Nos. 4307, 241006 and two 725E
241008	13653	Bobbin
241009	13653	" Case Base
241010	—	" " Cap with 200594c, 201016c and 241020
241011	13653	Bobbin Case Cap complete, Nos. 200964c, 210736, 241010 and 241013
241012	13653	Bobbin Case Latch
241013	—	" " " " 241012 with 206731 and 241014
206731	13653	Bobbin Case Latch Fulcrum Pin ..
241014	13653	" " " Lever
210736	13653	" " " Spring
200964c	13653	" " " Stop Screw ...
241015	—	Bobbin Case complete, Nos. 241009 and 241011
241016	13653	Bobbin Case Opener
241017	13653	" " " Bushing
443c	13651	" " " Set Screw
241018	13653	" " " Lever with 200086c
221977	13653	Bobbin Case Opener Lever Link
200989D	13653	" " " " " "
		Cap Screw
201392c	13653	Bobbin Case Opener Lever Link Screw Stud
201524E	13653	Bobbin Case Opener Lever Link Screw Stud Nut
200086c	13653	Bobbin Case Opener Lever Pinch Screw
241019	13653	Bobbin Case Stop
896E	13653	" " " Screw
241020	13653	" " Tension Spring ...
201016c	13653	" " " " Regulating Screw

No.	Plate	Name
200594c	13653	Bobbin Case Tension Spring Screw
241106	13655	Feed Bar
241107	—	" " 241106 with 226D, 241108 and 241109
241022	13651	Feed Bar Connecting Spring
241023	13651	" " " " Clamp Plate (2)
201389c	13651	Feed Bar Connecting Spring Clamp Plate Screw (4)
241024	13651	Feed Bar Lifting Spring
241025	13651	" " " " Pin
241026	13651	" " " " Reinforcement (2)
241027	13651	Feed Bar Lifting Spring Reinforcement Pin (2)
241121	—	Feed Bar Lifting Spring complete, Nos. 241024, two each 241026 and 241027
241028	13651	Feed Bar Spring
241110	13651	" " " Pin (2)
241029	13661	" Dog
241108	13655	" " Adjusting Block
226D	13651	" " " " Screw
241109	13655	" " " " Washer
896E	13653	Feed Dog Screw
241055	13652	" Driving Connection with 202277 and two 200046E
202277	—	Feed Driving Connection Oil Packing (wick)
200046E	13651	Feed Driving Connection Screw ..
202300	13654	" " Eccentric Regulating Bracket
241056	—	Feed Driving Eccentric Regulating Bracket 202300 with 241102, two each 200256D and 201525E ..
200256D	13651	Feed Driving Eccentric Regulating Bracket Hinge Screw
201525E	13651	Feed Driving Eccentric Regulating Bracket Hinge Screw Nut
202301	13651	Feed Driving Eccentric Regulating Bracket Plunger
202595	13651	Feed Driving Eccentric Regulating Bracket Plunger Spring
200607c	13651	Feed Driving Eccentric Regulating Bracket Plunger Spring Stop Screw

No.	Plate	Name
200256D	13651	Feed Driving Eccentric Regulating Bracket Stop Screw
201525E	13651	Feed Driving Eccentric Regulating Bracket Stop Screw Nut
200429C	13651	Feed Driving Eccentric Regulating Screw
200383C	13651	Feed Driving Eccentric Regulating Screw Check Screw
*241057	13652	Feed Driving Rock Sleeve
241058	13651	" " " " Connecting Spring
241059	13651	Feed Driving Rock Sleeve Connecting Spring Clamp Plate (2)
201388C	13655	Feed Driving Rock Sleeve Connecting Spring Clamp Plate Screw (2)
241060	13652	Feed Driving Rock Sleeve Shaft
241061	13655	" " " " " Bushing (2)
1149C	13655	Feed Driving Rock Sleeve Shaft Bushing Set Screw (2)
241062	13652	Feed Lifting Connection with 202277 and two 200046E
202277	---	Feed Lifting Connection Oil Packing (wick)
200046E	13651	Feed Lifting Connection Screw ..
241063	13654	" " Eccentric with 455c and 1299c
1299C	13651	Feed Lifting Eccentric Position Screw
455C	13655	Feed Lifting Eccentric Set Screw
*241064	13652	" " Rock Sleeve with 201392c and 201524E
241058	13651	Feed Lifting Rock Sleeve Connecting Spring
241059	13651	Feed Lifting Rock Sleeve Connecting Spring Clamp Plate (2)
201388C	13655	Feed Lifting Rock Sleeve Connecting Spring Clamp Plate Screw (2)
241060	13652	Feed Lifting Rock Sleeve Shaft
241061	13655	" " " " " Bushing (2)
1149C	13655	Feed Lifting Rock Sleeve Shaft Bushing Set Screw (2)
241122	13654	Feed Regulating Spindle with 202311, 202443, 202619 and 210554

No.	Plate	Name
*202311	---	Feed Regulating Spindle Head
202443	13655	" " " " Pin
202619	13655	" " " " Position Pin
210554	13655	Feed Regulating Spindle Spring (flat)
*241066	---	Hook (sewing)
241067	13655	" 241066 with 203101, 241069, 241072, two 1253c and six 1053D
241068	---	Hook and Bobbin Case complete, Nos. 241015 and 241067
241069	13655	Hook Gib
1053D	13656	" " Screw (3)
203101	---	" Oil Packing (wick)
1253C	13655	" Screw (2)
241070	13652	" Shaft
241111	13655	" " Bevel Gear with two 1253c
50234D	13655	Hook Shaft Bevel Gear Guard Oil Stop Screw
121E	13655	Hook Shaft Bevel Gear Guard Screw
241117	---	Hook Shaft Bevel Gear Guard Section (back)
241118	---	Hook Shaft Bevel Gear Guard Section (front)
241119	13654	Hook Shaft Bevel Gear Guard complete, Nos. 121E, 50234D, 241117 and 241118
1253C	13655	Hook Shaft Bevel Gear Guard Set Screw
241112	13655	Hook Shaft Bushing (back)
241113	13655	" " " (front)
443C	13651	" " " Set Screw (2) ..
241071	13656	" " Oil Leader (brass)
202260	---	" " Oiling Wick
241072	13655	" Thread Draw
1053D	13656	" " " Screw (3)
241120	---	Knee Lifter Bell Crank
241073	---	" " " " Bracket
178F	13656	" " " " " Screw (2)
5601	13656	Knee Lifter Bell Crank Hinge Pin
5735	13656	" " " " Spring
241074	13654	Knee Lifter Bell Crank complete, Nos. 5601, 5735, 241073 and 241120

No.	Plate	Name
241075	13652	Knee Lifter Lifting Lever with 448c
222090	13654	" " " " Connect- ing Rod
12416	13656	Knee Lifter Lifting Lever Connect- ing Rod Joint
76D	13656	Knee Lifter Lifting Lever Connect- ing Rod Joint Hinge Screw
1521E	13656	Knee Lifter Lifting Lever Connect- ing Rod Lock Nut
802D	13656	Knee Lifter Lifting Lever Hinge Screw
241076	13656	Knee Lifter Lifting Lever Pin
448c	13655	" " " " " Set Screw
241077	13656	Needle Bar with 200141E and 200394c
241078	13656	Needle Bar Bushing
241124	---	" " " 241078 with 241077
200396c	13656	Needle Bar Bushing Set Screw
241079	13656	" " Connecting Link with two 187D
210933	---	Needle Bar Connecting Link Oil- ing Wick
187D	13656	Needle Bar Connecting Link Screw
210545	13656	Needle Bar Connecting Link Swiv- el with 200387c
241080	13654	Needle Bar Crank with 435c, 855c and 210933
203172	13656	Needle Bar Crank Friction Wash- er
241081	13656	Needle Bar Crank Oil Leader (brass)
855c	13656	Needle Bar Crank Position Screw
435c	13656	" " " Set Screw
200394c	13656	" " Screw
200387c	13656	" " Set Screw
200141E	13656	" Set Screw
241082	13657	Presser Bar with 190D
241083	13657	" " Bushing
200396c	13656	" " " Set Screw
202339	13657	" " Lifter
200666c	13657	" " Hinge Screw
241084	13657	" " Lifting Bracket
241085	13657	" " Position Guide
241086	13657	" " " " Lever with 176E
176E	13657	Presser Bar Position Guide Lever Pinch Screw

No.	Plate	Name
200396c	13656	Presser Bar Position Guide Set Screw
241087	13652	Presser Bar Spring (flat)
201394E	13657	" " " Regulating Thumb Screw
18D	13657	Presser Bar Spring Support Screw
40315	5863	" Foot
190D	13657	" " Screw
241151	13652	Take-up Plate (inner)
210983	13658	" " " Position Pin ..
401D	13658	" " " Screw (2) ...
241153	13658	" " Division Washer ...
241154	13658	" " Rivet
241152	13652	" " (outer)
241155	---	Take-up (rotary) complete, Nos. 241151, 241152, two each 241153 and 241154
2102	10881	Tension Disc (2)
1560B	13658	" Thumb Nut
32572	13658	" Release Disc
241156	13658	" " Lever
241096	13658	" " " Crank with 176E
176E	13657	" " " " Pinch Screw
241157	13658	Tension Release Lever Washer ..
202075	13658	" " Plunger
241097	13658	" " Rod
241098	13658	" " " Spring
13710	13658	" Spring
201393c	13658	" Stud
241099	13658	Tension complete, Nos. 1560B, 13710, 32572, 201393c, 202075 and two 2102
210954	13658	Thread Guide
241100	13659	" " (lower)
200583H	13659	" " " Screw (2)
202412	13658	" " (on top of Arm)
29642	13658	" " (upper)
460c	13659	" " Set Screw
200583H	13659	" " Screw
52033	13661	Throat Plate (small needle hole) ..
691E	13659	" " Screw (2)
241101	13659	Vertical Shaft
241111	13655	" " Bevel Gear (lower) with two 1253c
241114	13659	Vertical Shaft Bevel Gear (upper) with two 1253c
1253c	13655	Vertical Shaft Bevel Gear Set Screw

No.	Plate	Name
241115	13659	Vertical Shaft Bushing (lower) ...
423c	13659	" " " " Set
		Screw
241116	13659	Vertical Shaft Bushing (upper) ...
443c	13651	" " " " Set
		Screw
241102	13654	Vertical Shaft Driving Bevel Gear with 444f and 1036c
444f	13659	Vertical Shaft Driving Bevel Gear
		Position Screw
1036c	13659	Vertical Shaft Driving Bevel Gear Set Screw
241103	13659	Vertical Shaft Oil Leader (lower) (brass)
241104	13659	Vertical Shaft Oil Leader (upper) (brass)

ACCESSORIES

No.	Plate	Name
241008	13653	Bobbin (3)
*120092	----	Screw Driver Blade
*120093	----	" " Ferrule
*120094	----	" " Handle with 120093 .
26485	13663	" " Nos. 120092 and 120094
88 x 1	----	Needles, two each, sizes 14, 16 and 18
24079	5877	Drip Pan with four 1 in. wire nails
12405	----	Machine Rest (felt)
36578	13663	Oiler with 36579
36579	13663	" Spout, 3½ in. long, with 120117
120117	----	Oiler Spout Washer (leather)
*120088	----	Screw Driver Blade
*120090	----	" " Handle
26026	13663	" " Nos. 120088 and 120090
225554	13663	Wrench (steel)

BOBBIN WINDER

Swing Automatic, Right Hand

*225451	----	Bobbin Holder
225453	13666	Frame with 202277 and 225438
225454	13666	" Hinge Pin
202277	----	" Oil Packing (wick)
225438	13666	" " Well Cap
225455	13666	" Spring
225456	13666	" " Plunger
202473	13667	Pulley with 200380c
200380c	13666	" Set Screw
*225443	----	Spindle
225452	13666	" 225443 with 225451
225445	13666	Stop Latch
200056E	13666	" " Screw
225458	13666	" " Thumb Lever
225459	13666	" " " " Hinge Stud
225460	13666	" " " " Joint Stud
202478	13666	" " Trip Lever
200299H	13666	" " " " Hinge Screw
225461	10881	Tension Bracket with 201499B
200082D	10881	" " Screw
202104	10881	" " " Washer
2102	10881	" Disc
202407	10881	" Spring
201499B	10881	" Stud
201572B	10881	" " Thumb Nut

No.	Plate	Name
225462	10881	Bobbin Winder Tension Bracket complete, Nos. 201572B, 202407, 225461 and two 2102
225433	13667	Bobbin Winder and Tension Bracket Base
225437	13667	Universal Bobbin Winder complete, Nos. 200056E, 200082D, 200299H, 202104, 202473, 202478, 225433, 225445, 225452 to 225456, 225458 to 225460, 225462 and two wood screws $\frac{3}{4}$ in., No. 13, R.H.B.

KNEE LIFTER

2763	5877	Rock Shaft
12242	5877	" " Hanger with two wood screws 1 in., No. 10
2765	5877	Rock Shaft Knee Arm
2766	5877	" " " " Hub with 356c
356c	13665	" " " " " Set Screw
2768	—	Rock Shaft Knee Arm complete, Nos. 2765 to 2767
2767	5877	Rock Shaft Knee Plate with 356c ..
356c	13665	" " " " " Set Screw ..
2769	5877	" " Lifting Arm with 356c ..
356c	13665	" " " " " Set Screw ..
6337	5877	" " " " Bracket with two 356c
2778	5877	Rock Shaft Lifting Bracket Hook ..
356c	13665	" " " " " " Set Screw
356c	13665	Rock Shaft Lifting Bracket Set Screw
2770	5877	Rock Shaft Stop Dog with 356c ..
356c	13665	" " " " " Set Screw ..
2777	5877	Rock Shaft complete, Nos. 2763, 2768, 2770, 2778, 6337 and two 12242

(Other Knee Lifter parts are listed with parts of machine head.)

THREAD UNWINDER

202486	13665	Spool Pin
202487	—	" Rest
202488	10278	" " 202487 with 200363c, 200383c and two 202486

No.	Plate	Name
202489	10278	Spool Rest Rod
200383c	13651	" " " Set Screw
200383c	13651	" " " Set Screw
202490	10278	" Stand with 200383c
202491	10278	" Washer (steel)
202492	10278	" Weight with 202493
202493	—	" " Center with 202793 and 203163
203163	—	Spool Weight Center Bushing
202793	10278	" " Thread Guide
202794	10278	Thread Eyelet Rod
200363c	13665	" " " Set Screw
202795	10278	Thread Unwinder complete, Nos. 202488 to 202490, 202794, two each 202491, 202492 and three wood screws $\frac{3}{4}$ in., No. 13

FEED DOGS

241029	13661	Feed Dog, for 52032 and 52033
241030	13660	" " " 241141
241031	13662	" " " shirt work, beveled for Hemmer, for 20139 and 20140
241032	13661	Feed Dog, for 20124 and 20125
241033	13662	" " " 26605 and 26606
241034	13660	" " " 36526

PRESSER FEET

No.	Plate	Name
12143	5864	Presser Foot
12144	5864	" "
12260	5864	" "
12261	5864	" "
20150	5863	" "
20342	5863	" "
12462	5866	" " for $\frac{3}{16}$ to $\frac{1}{4}$ in. gauge ..
20118	5862	" " " general work
12335	5865	" " (narrow)
12463	5866	" " with strip guide
20343	5865	" " " guide on bottom to the right of needle hole
12435	5865	Presser Foot with 228D
26279	5089	" " Extension, $\frac{1}{16}$ inch ..
26280	5089	" " " $\frac{1}{8}$ inch
26281	5089	" " " $\frac{1}{4}$ inch
26282	5089	" " " $\frac{3}{8}$ inch
26283	5089	" " " $\frac{1}{2}$ inch
228D	13665	" " " Screw
26276	13665	" " Hinge Pin
2532	13665	" " " "
7298	13665	" " " "
62527	13665	" " " "
36464	5892	" " Spring Guide
665D	5892	" " " " Screw ..
36465	5892	" " (right hand, spring guide) with 665D and 36464, for $\frac{1}{2}$ to $\frac{5}{16}$ in. gauge

Note: When ordering No. 36464 or 36465 state required distance from edge of goods to seam.

36574	5945	Presser Foot
36575	5945	" " 36574 with 36576 and two 50202D
36576	5945	Presser Foot Finger Guard
50202D	5945	" " " " Screw ..
36714	-----	" " with 233D
36715	5892	" " Guide (right) with 36716
233D	5892	Presser Foot Guide Set Screw
36716	5892	" " " Stud
36717	5892	Presser Foot complete with Adjust- able Guide (right), Nos. 36714 and 36715

No.	Plate	Name
36773	5892	Presser Foot, for braiding
20132	-----	" " Plate, for 20134
20155	-----	" " " " 20157
20268	-----	" " " " 20270
20344	-----	" " " " 20346
20360	-----	" " " " 20361
20472	-----	" " " " 20474
24544	-----	" " " " 24983
40316	-----	" " " " 40318
52034	-----	" " " " 52036
19223	-----	" " Shank
20156	-----	" " " "
20269	-----	" " " "
20345	-----	" " " "
19335	-----	" " " "
20473	-----	" " " "
24982	-----	" " " "
40317	-----	" " " "
52035	-----	" " " "
26231	-----	" " Spring
25967	5089	" " Strip Gauge
228D	13665	" " " " Screw ..
20134	5866	Presser Foot (hinged) complete, for $\frac{1}{8}$ to $\frac{1}{4}$ in. gauge, Nos. 19223, 20133 and 26276
20157	5865	Presser Foot (hinged) complete, Nos. 228D, 2532, 20155 and 20156
20270	5862	Presser Foot (hinged) complete, Nos. 7298, 20268 and 20269
20346	5862	Presser Foot (spring hinged) com- plete, Nos. 2532, 20344, 20345 and 26231
20361	5866	Presser Foot (hinged), plain bot- tom, complete, Nos. 19335, 20360 and 26276
20474	5862	Presser Foot (spring hinged) com- plete, Nos. 2532, 20472, 20473 and 26231
24983	5867	Presser Foot (spring hinged) com- plete, Nos. 24544, 24982, 26231 and 62527
40318	13664	Presser Foot (hinged) complete, for lace running, Nos. 2532, 40316 and 40317
52036	5863	Presser Foot (hinged) complete, Nos. 26276, 52034 and 52035

THROAT PLATES

No.	Plate	Name
36526	—	Throat Plate, for 241034
241141	13660	“ “ 53 needle hole, for needle sizes 12 and 13, for 241030
20124	13661	Throat Plate, large needle hole, for 241032
20139	13662	Throat Plate, large needle hole, for 241031
26605	13662	Throat Plate, large needle hole, for 241033
52032	13661	Throat Plate, large needle hole, for 241029
20140	13662	Throat Plate, small needle hole, for 241031
20125	13661	Throat Plate, small needle hole, for 241032
26606	13662	Throat Plate, small needle hole, for 241033
52033	13661	Throat Plate, small needle hole, for 241029

BINDERS

230251	13670	Binder Clamp Washer
231079	—	“ Guide, for tapes or folded strips from $\frac{3}{8}$ to $\frac{3}{4}$ in., in steps of $\frac{1}{32}$ inch
200907B	13670	Binder Guide Screw
231078	13670	“ Head, for tapes or folded strips from $\frac{3}{8}$ to $\frac{3}{4}$ in., in steps of $\frac{1}{32}$ inch
231080	—	Binder Tension Bracket with nine 225648
190D	13657	Binder Tension Bracket Screw (2)
225648	13670	“ “ Pin

No.	Plate	Name
231081	13670	Binder Tension Bracket complete, Nos. 231079, 231080 and two 200907B
200463B	13670	Binder Thumb Screw
231084	13670	Feed Dog
231086	—	Presser Foot, for use with $\frac{3}{8}$ in. binder
231087	13670	Presser Foot, for use with $\frac{1}{16}$ in. binder
231082	—	Presser Foot, for use with $\frac{1}{2}$ in. binder
231088	—	Presser Foot, for use with $\frac{3}{16}$ in. binder
231089	—	Presser Foot, for use with $\frac{5}{8}$ in. binder
231090	—	Presser Foot, for use with $\frac{11}{16}$ in. binder
231091	—	Presser Foot, for use with $\frac{3}{4}$ in. binder
231083	13670	Throat Plate, 53 needle hole, for needle sizes 12 and 13, for use with $\frac{3}{8}$ to $\frac{1}{2}$ in. binders
231085	—	Throat Plate, 53 needle hole, for needle sizes 12 and 13, for use with $\frac{11}{16}$ to $\frac{3}{4}$ in. binders

BINDER

35208	1961	Binder on Shank, to turn in both edges for bias or straight bind- ing, for skirts, wrappers, shirt waists, etc.
241033	13662	Feed Dog, for 26605 and 26606
52055	—	Presser Foot
26605	13662	Throat Plate, large needle hole, for 241033
26606	13662	Throat Plate, small needle hole, for 241033

FINGER GUARD

No.	Plate	Name
36818	5945	Finger Guard
36819	5845	" " Friction Washer
50316J	5945	" " Hinge Screw
36820	5945	" " Holder with 196J
196J	5945	" " Clamping Screw
36821	5945	Finger Guard complete, Nos. 36818 to 36820 and 50316J

GUIDES

25866	6449	Guide
25878	6449	"
732D	13655	" Thumb Screw

HEMMERS

36118	---	Hemmer (foot), $\frac{3}{8}$ in. hem
36119	5881	" " $\frac{1}{8}$ in. hem
36120	---	" " $\frac{3}{16}$ in. hem
36121	---	" " $\frac{1}{4}$ in. hem
36122	---	" " $\frac{5}{16}$ in. hem
36749	---	" " $\frac{3}{4}$ in. hem
225423	13664	" Foot, $\frac{5}{16}$ in. hem
225421	13664	" " $\frac{3}{16}$ in. hem
225424	13664	" " $\frac{1}{8}$ in. hem
225425	13664	" " $\frac{9}{16}$ in. hem
225422	---	" " $\frac{7}{16}$ in. hem
225426	13664	" " $\frac{1}{4}$ in. hem
225427	---	" " $\frac{5}{16}$ in. hem
225428	13664	" " $\frac{3}{4}$ in. hem
6267	---	" Folder
25888	---	" Tongue

Note: When ordering Nos. 6267 or 25888 give width of hem and No. of hemmer for which it is required.

241032	13661	Feed Dog, for 20124 and 20125
20124	13661	Throat Plate, large needle hole, for 241032
20125	13661	Throat Plate, small needle hole, for 241032

No.	Plate	Name
35710	---	Hemmer (foot), $\frac{3}{8}$ in. hem, with guide on bottom to the right of needle hole
35682	13664	Hemmer (foot), $\frac{1}{4}$ in. hem, with guide on bottom to the right of needle hole
36524	---	Hemmer (foot), $\frac{5}{16}$ in. hem, with guide on bottom to the right of needle hole
35997	----	Hemmer (foot), $\frac{3}{8}$ in. hem, with guide on bottom to the right of needle hole
36309	---	Hemmer (foot), $\frac{7}{16}$ in. hem, with guide on bottom to the right of needle hole
36072	----	Hemmer (foot), $\frac{1}{4}$ in. hem, with guide on bottom to the right of needle hole
241034	13660	Feed Dog, for 36526
36526	---	Throat Plate, for 241034
36162	----	Hemmer (foot), $\frac{3}{8}$ in. hem, for China silk, etc.
36432	5881	Hemmer (foot), $\frac{1}{4}$ in. hem, for China silk, etc.
36433	---	Hemmer (foot), $\frac{3}{16}$ in. hem, for China silk, etc.
36434	---	Hemmer (foot), $\frac{1}{16}$ in. hem, for China silk, etc.
241029	13661	Feed Dog, for 52032 and 52033
52032	13661	Throat Plate, large needle hole, for 241029
52033	13661	Throat Plate, small needle hole, for 241029
36413	---	Hemmer (foot), plain bottom, $\frac{1}{16}$ in. hem
36414	---	Hemmer (foot), plain bottom, $\frac{3}{16}$ in. hem
36415	5881	Hemmer (foot), plain bottom, $\frac{1}{4}$ in. hem
36471	5881	Hemmer (foot), plain bottom, $\frac{1}{8}$ in. hem, slotted for lace
36480	---	Hemmer (foot), plain bottom, $\frac{5}{16}$ in. hem
36416	---	Hemmer (foot), plain bottom, $\frac{1}{16}$ in. hem
35926	----	Hemmer
590D	13665	" Adjusting Screw
1443B	13665	" Screw
35927	---	" Shank

No.	Plate	Name
35540	13664	Hemmer on Shank (adjustable) complete, with right hand lower guide for lace, Nos. 1443R, 35926, 35927 and two 590D
241030	13660	Feed Dog, for 241141
2532	13665	Presser Foot Hinge Pin
40316	—	“ “ Plate
40317	—	“ “ Shank
40318	13664	Presser Foot (hinged) complete, for lace running, Nos. 2532, 40316 and 40317
241141	13660	Throat Plate, 53 needle hole, for needle sizes 12 and 13, for 241030
35236	1971	Hemmer on Shank, for bottom of shirt waists
241033	13662	Feed Dog, for 26605 and 26606
52055	—	Presser Foot
26605	13662	Throat Plate, large needle hole, for 241033
26606	13662	Throat Plate, small needle hole, for 241033

TUCKER (LONG ARM)

36387	5884	Space Guide
35510	5884	“ “ Base with 35512, 35514 and two 1426E
402D	5885	Space Guide Base Screw
35511	5885	“ “ Indicator
35512	5885	“ “ Pin
35513	5885	“ “ Stop (left)
35514	5885	“ “ “ “ Guide Pin
1426E	5885	“ “ “ “ Screw Stud
1657D	5885	“ “ “ “ Thumb Nut
17718	5885	“ “ “ “ “ “ Washer
35515	5885	Space Guide Stop (right)
1426E	5885	“ “ “ “ Screw Stud
1657D	5885	“ “ “ “ Thumb Nut
17718	5885	“ “ “ “ “ “ Washer

No.	Plate	Name
287D	5885	Space Guide Thumb Screw
36388	—	Space Guide complete, Nos. 287D, 35510, 35511, 35513, 35515, 36387, two each 1657D and 17718
35517	5883	Tuck Guide Arm
1177D	5885	“ “ “ Screw
35518	5883	“ “ Base
50134E	5885	“ “ “ Screw Stud
36389	5883	“ “ Bracket
307C	5885	“ “ “ Screw Center ...
1513J	5885	“ “ “ “ “ Nut
36390	5885	“ “ “ Spring
36391	5884	“ “ “ Plate
9D	5885	“ “ “ Screw
423C	13659	“ “ “ Stop Screw ...
1520E	5885	“ “ “ “ “ Nut
36392	5883	“ “ Frame
36393	5885	“ “ “ Spring
1510E	5885	“ “ “ “ Nut
35524	5885	“ “ “ “ Washer
803C	5885	“ “ “ Stop Screw ...
1520E	5885	“ “ “ “ “ Nut
35511	5885	“ “ Indicator
35525	5883	“ “ Plate
1115E	5885	“ “ Screw
36394	—	Tuck Guide complete, Nos. 9D, 423C, 803C, 1510E, 35511, 35517, 35518, 35524, 35525, 36389 to 36393, 50134E, two each 307C, 1115E, 1177D, 1513J, 1520E and three wood screws 1½ in., No. 10 ...
36395	—	Tucker (long arm) complete, Nos. 35528, 36388, 36394 and two 402D
241029	13661	Feed Dog, for shirt work, for 52032 and 52033
35528	5886	Presser Foot (wide), for 36395 ...
40322	5886	“ “ (narrow), for use with 36395
36654	5886	Presser Foot, for tucking shirt bosoms, for 36670
52032	13661	Throat Plate, large needle hole, for 241029
52033	13661	Throat Plate, small needle hole, for 241029
36670	—	Tucker (long arm) complete, for tango tucking, Nos. 36388, 36394, 36654 and two 402D

PLATE 1971—ONE-HALF SIZE

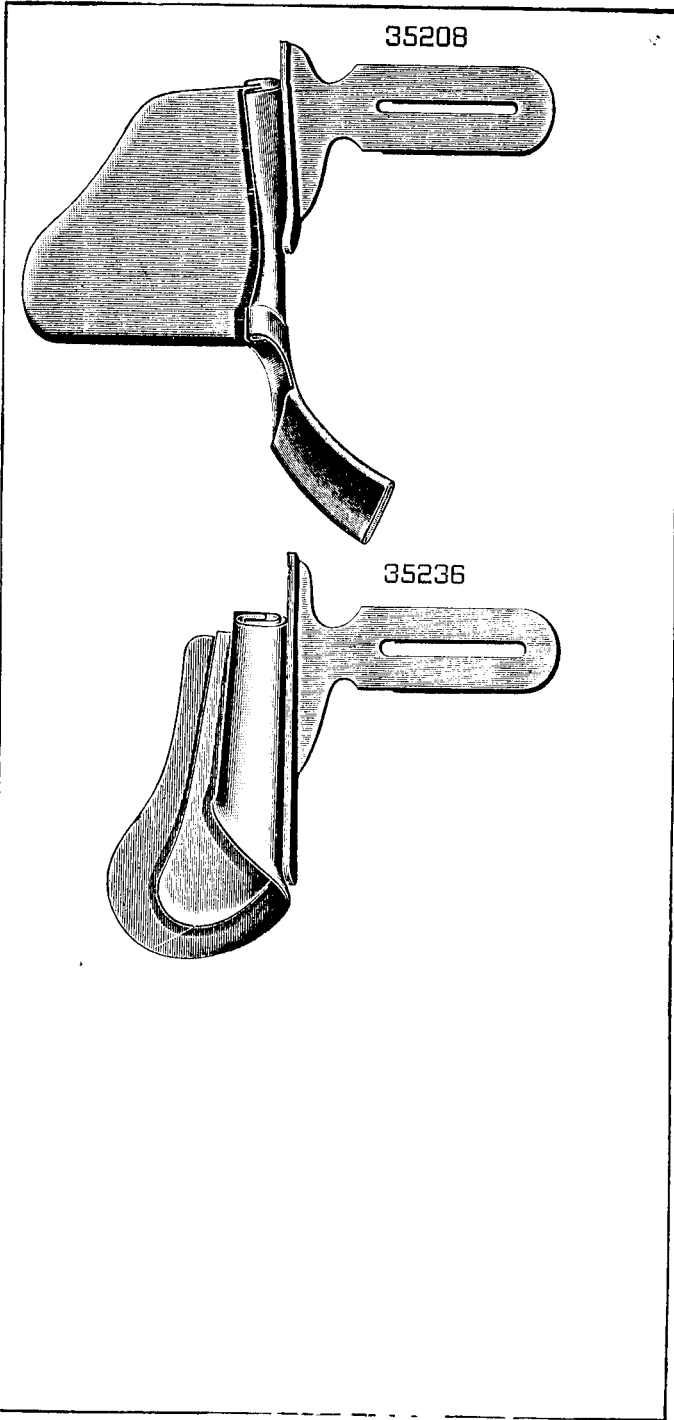


PLATE 5089—FULL SIZE

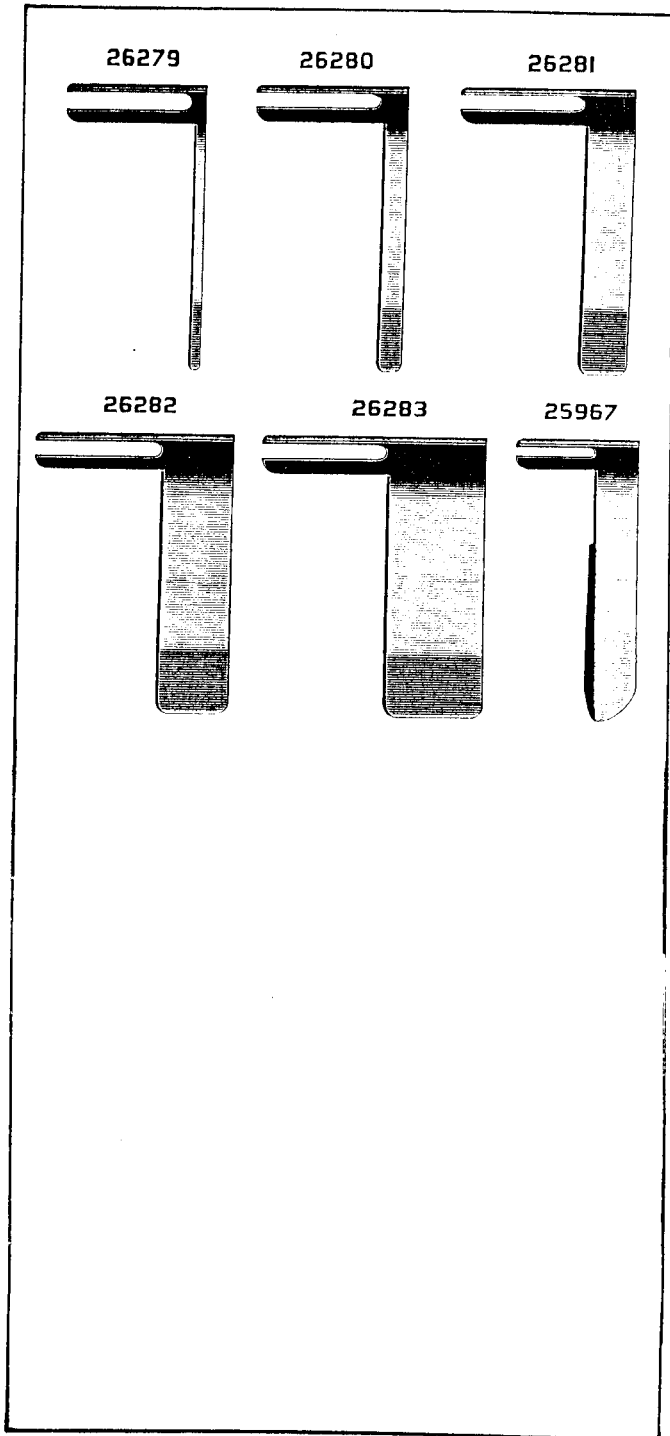


PLATE 5862—FULL SIZE

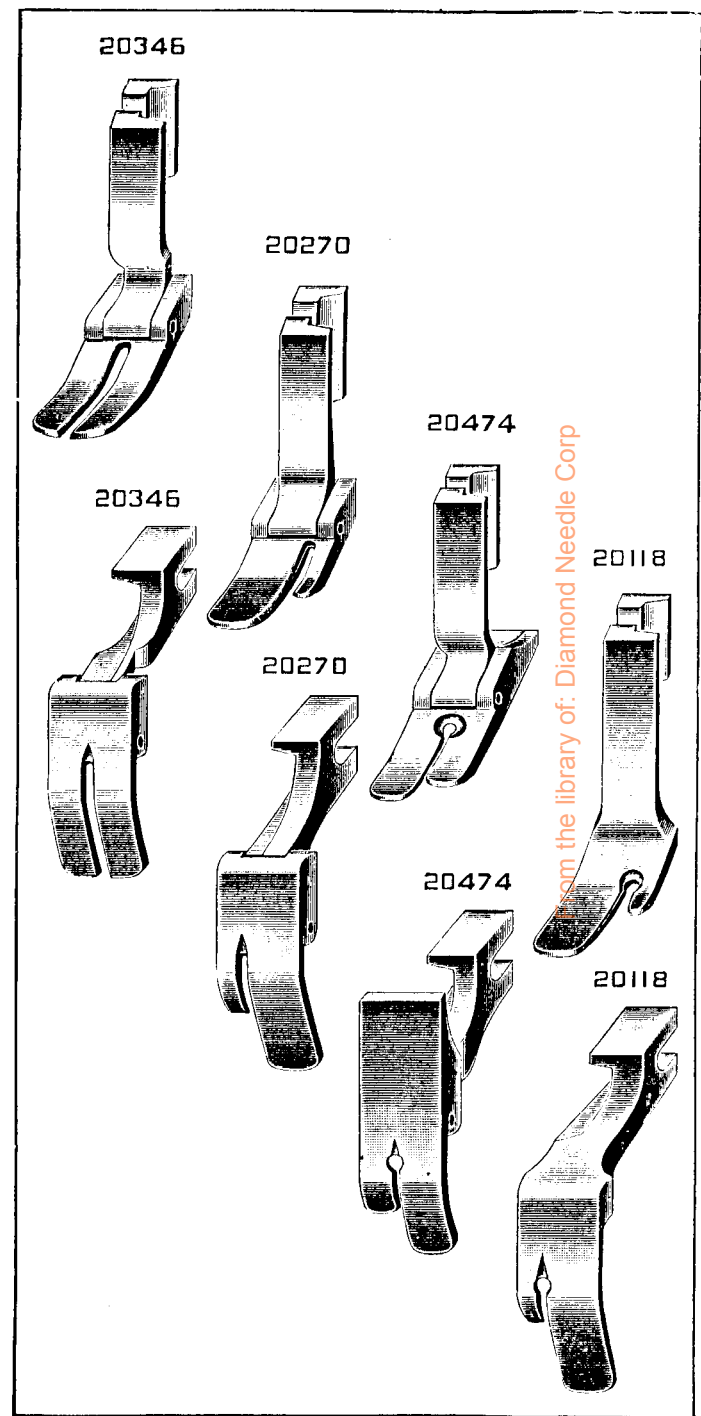



PLATE 5863—FULL SIZE

20150



20342




52036



40315



20150



20342



52036



40315

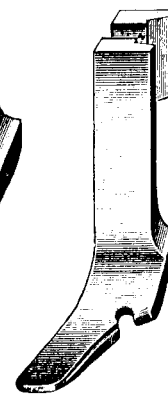


PLATE 5864—FULL SIZE

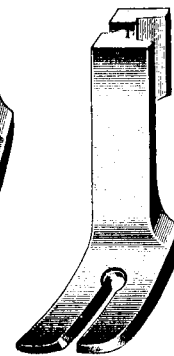
12261



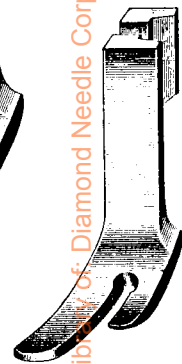
12143




12144



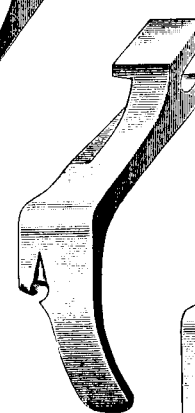
12260



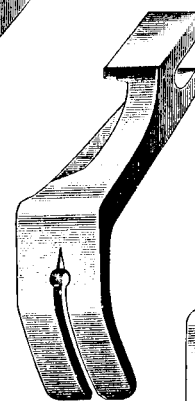
12261



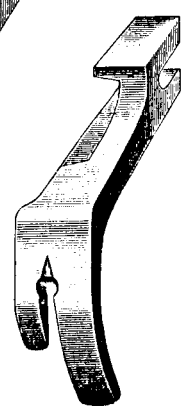
12143



12144



12260



From the library of Diamond Needle Corp

PLATE 5865—FULL SIZE

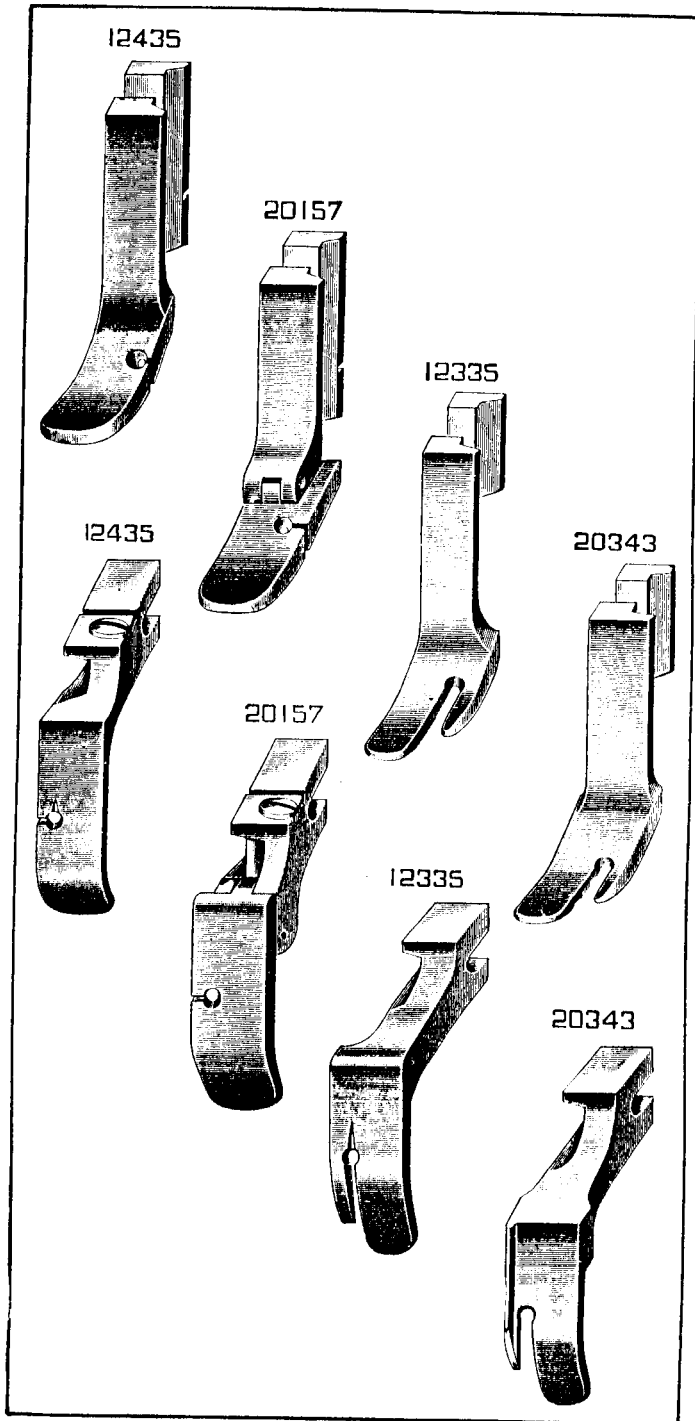


PLATE 5866—FULL SIZE

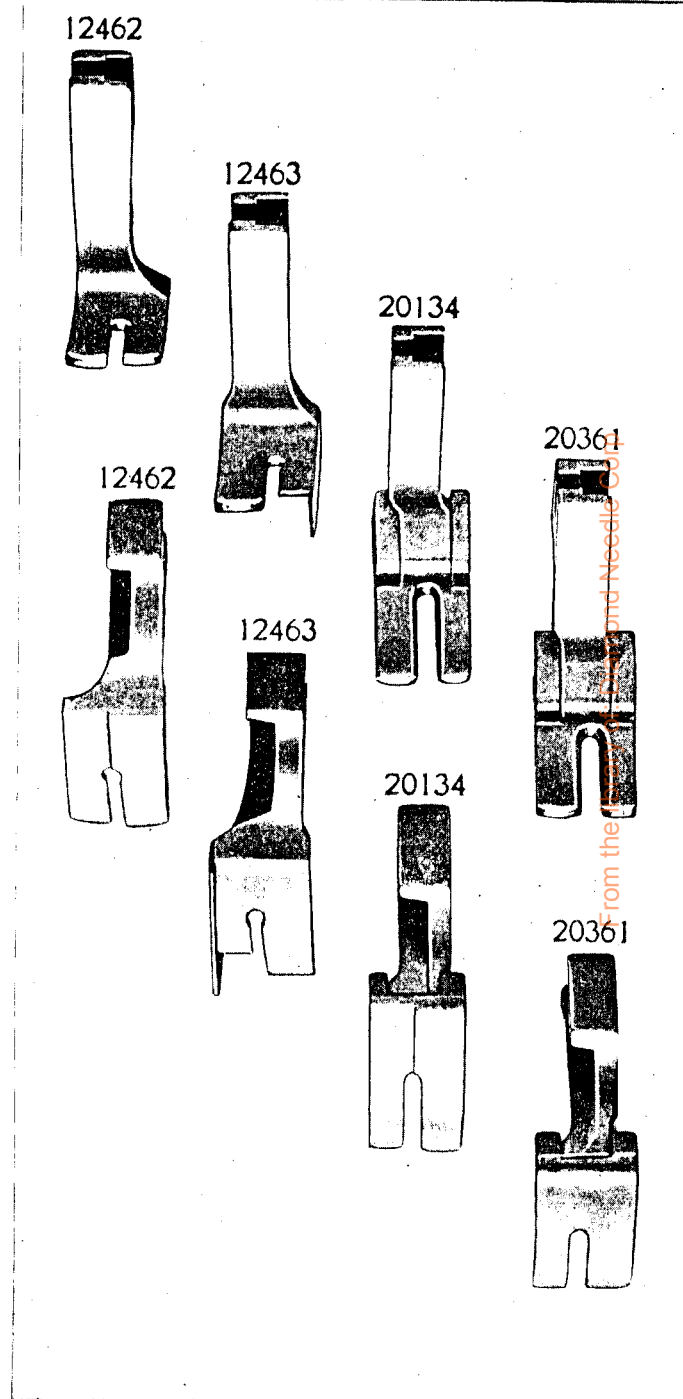


PLATE 5867—FULL SIZE

24983




24983



PLATE 5877—ONE-FOURTH SIZE

24079



2759



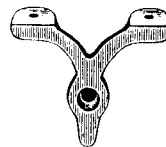
6335



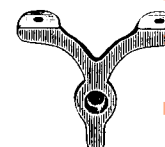
2769



12242



12242



From the library of: Diamond Needle Corp

2777

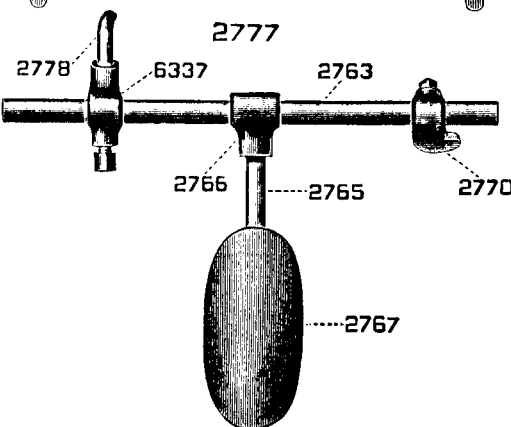


PLATE 5881—FULL SIZE

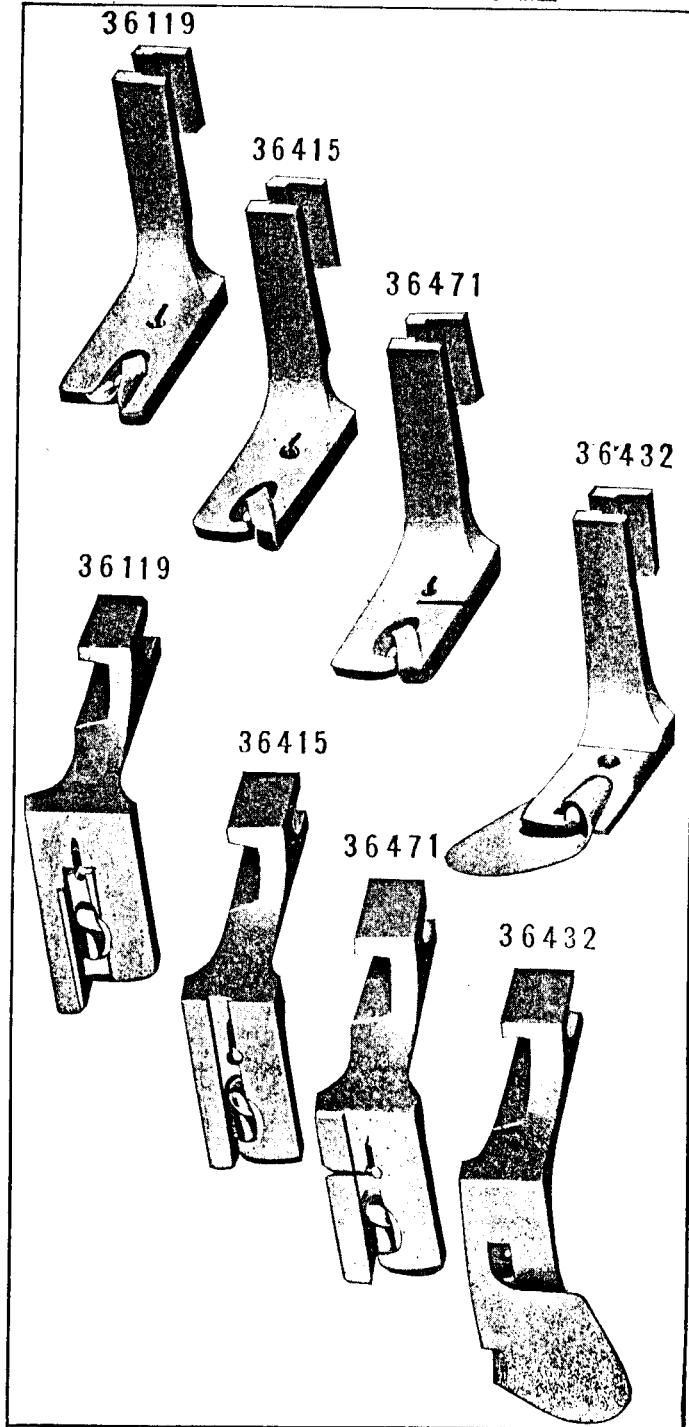


PLATE 5883—ONE-FOURTH SIZE

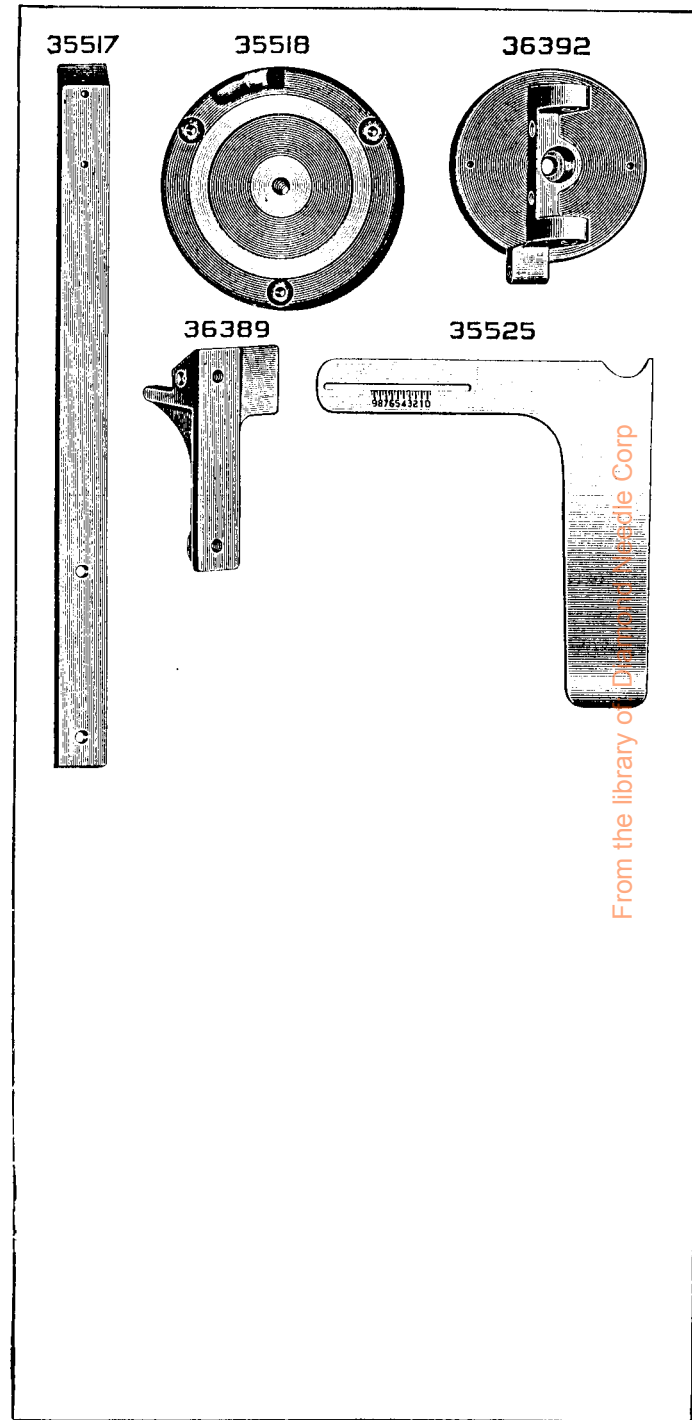


PLATE 5884—ONE-HALF SIZE




PLATE 5885—FULL SIZE

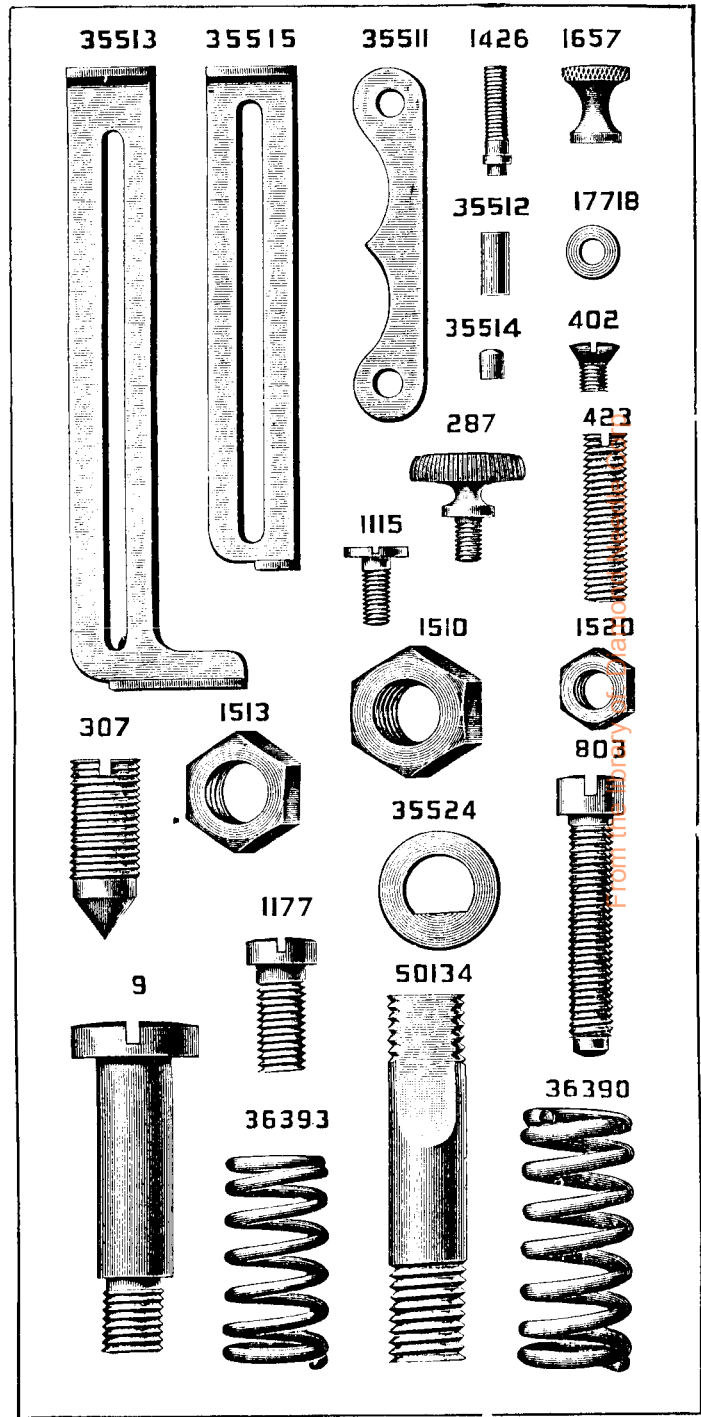


PLATE 5886—FULL SIZE

35528



40322



36654



35528



40322



40315



36654



40315



PLATE 5892—FULL SIZE

36465




36464



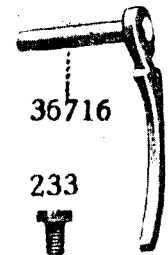
665



36717



36715



36716

233



25985



36773



From the library of: Diamond Needle Corp

PLATE 5945—FULL SIZE

36575



36574



36576



50202



36821




36820



196



36818



50316

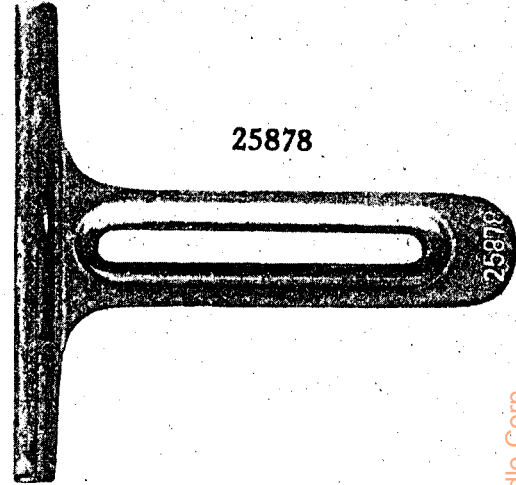


36819

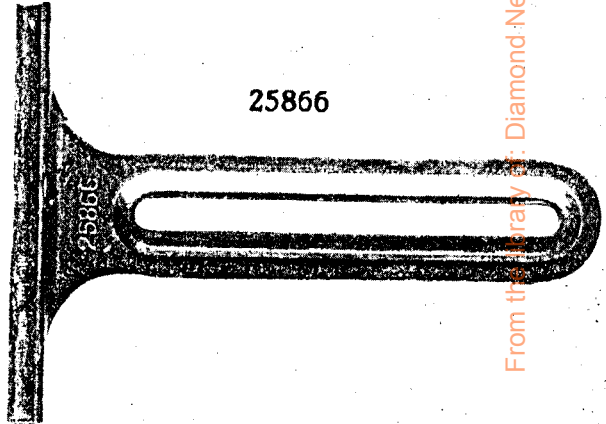


PLATE 6449—FULL SIZE

25878



25866



From the Library of: Diamond Needle Corp

PLATE 10278—ONE-FOURTH SIZE

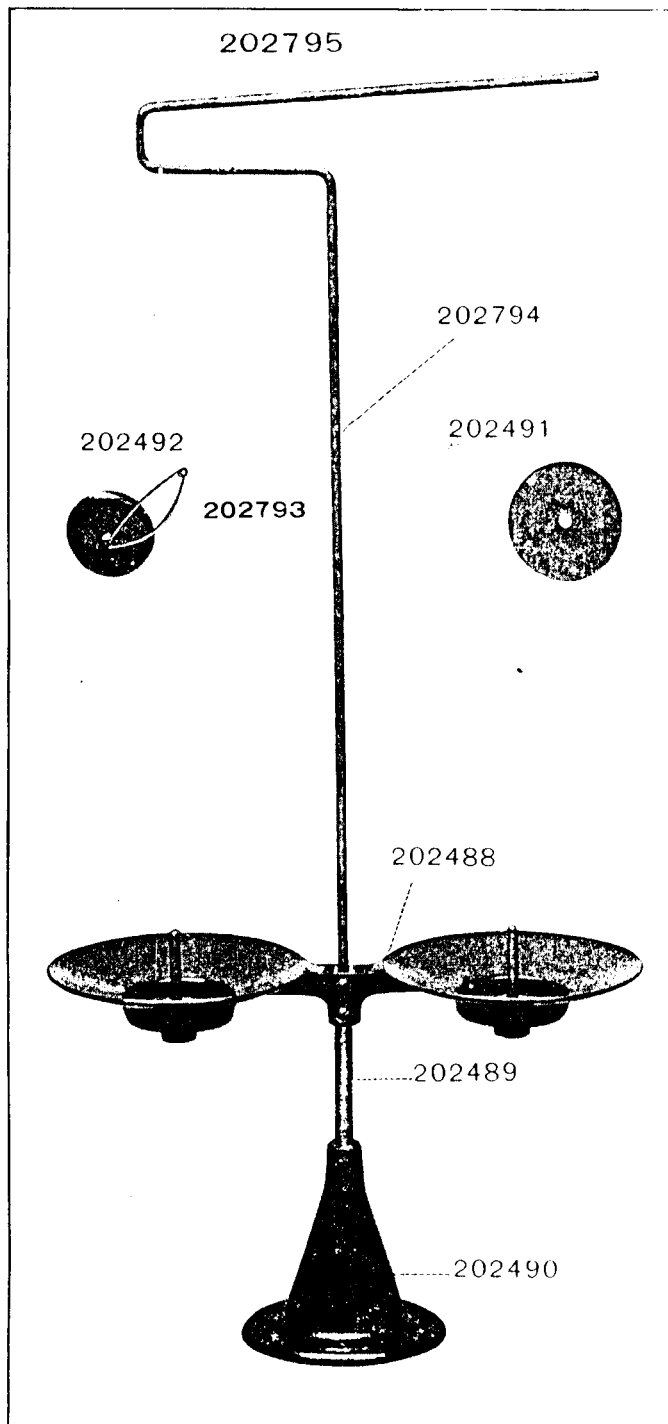


PLATE 10881—FULL SIZE

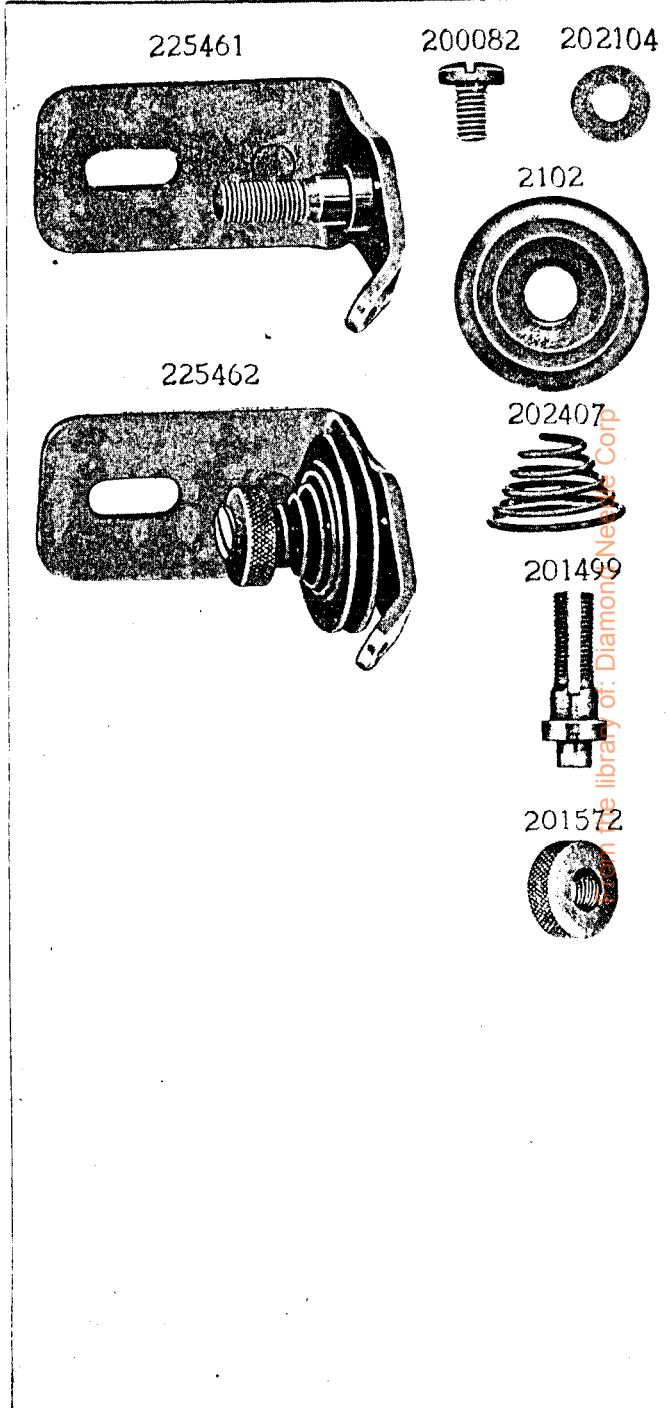


PLATE 13651—FULL SIZE


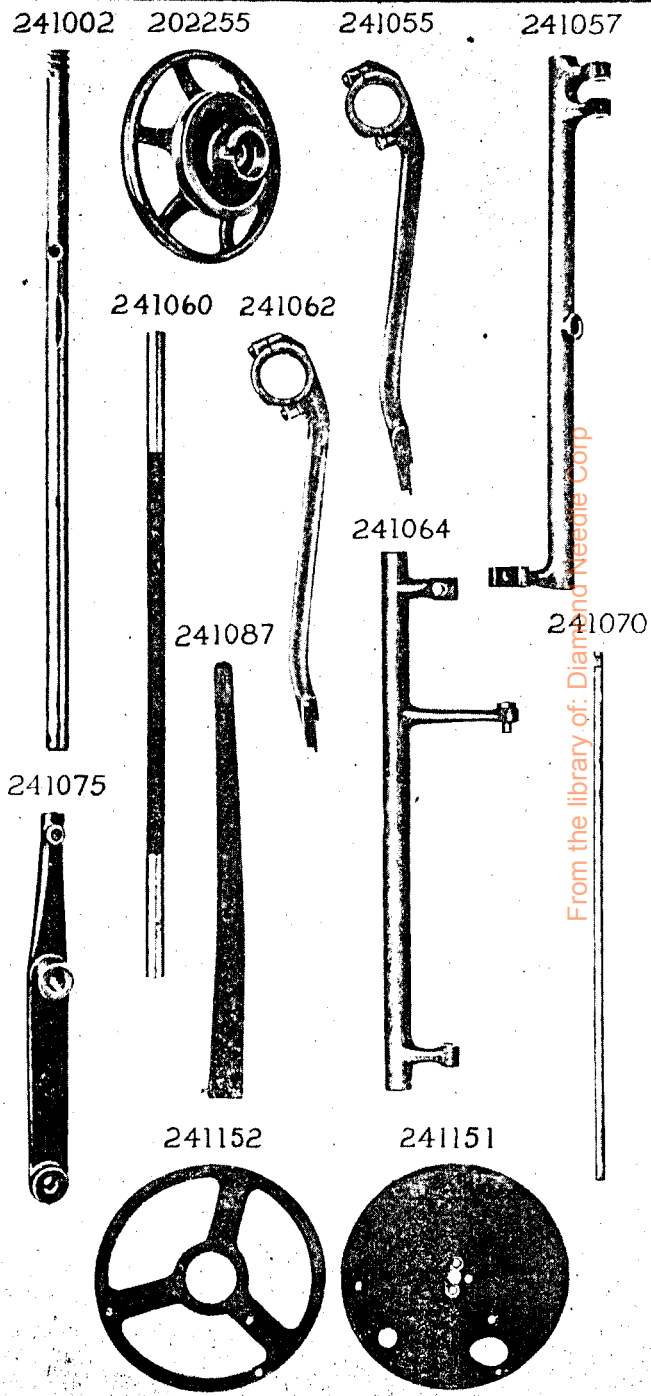


PLATE 13652—ONE-FOURTH SIZE



From the library of: Diamond Needle Corp

PLATE 13653—FULL SIZE

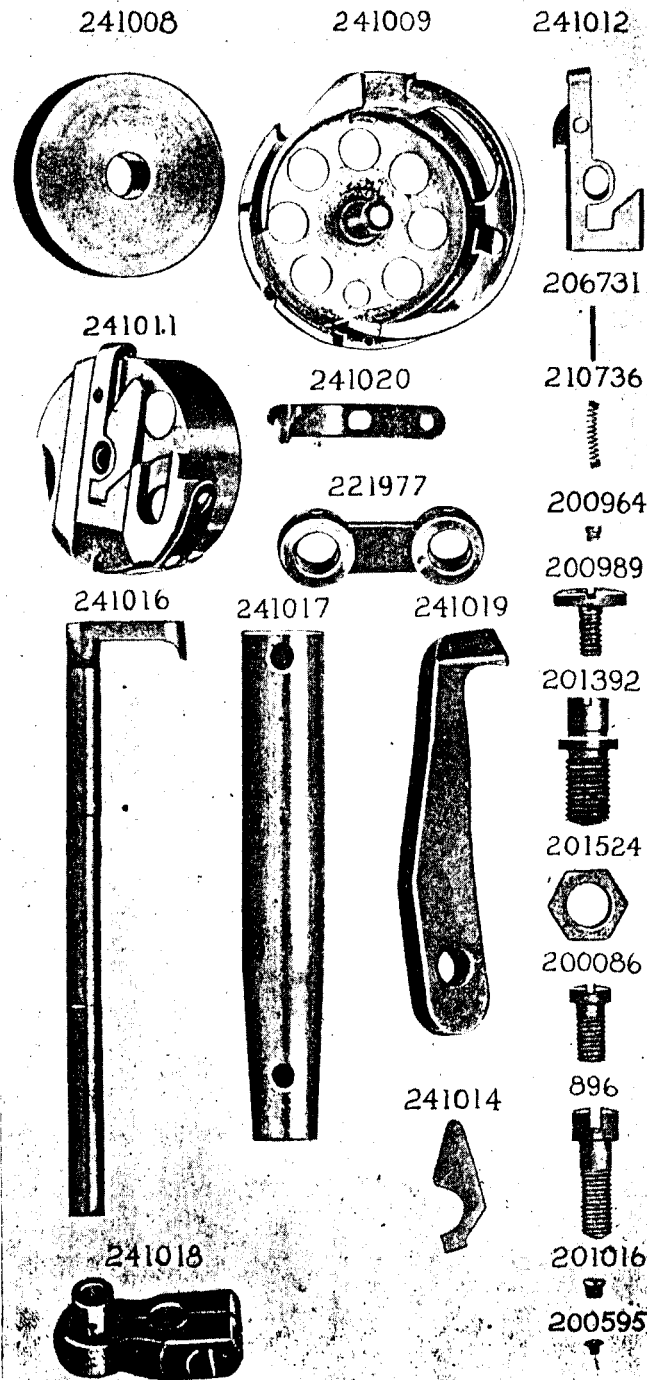
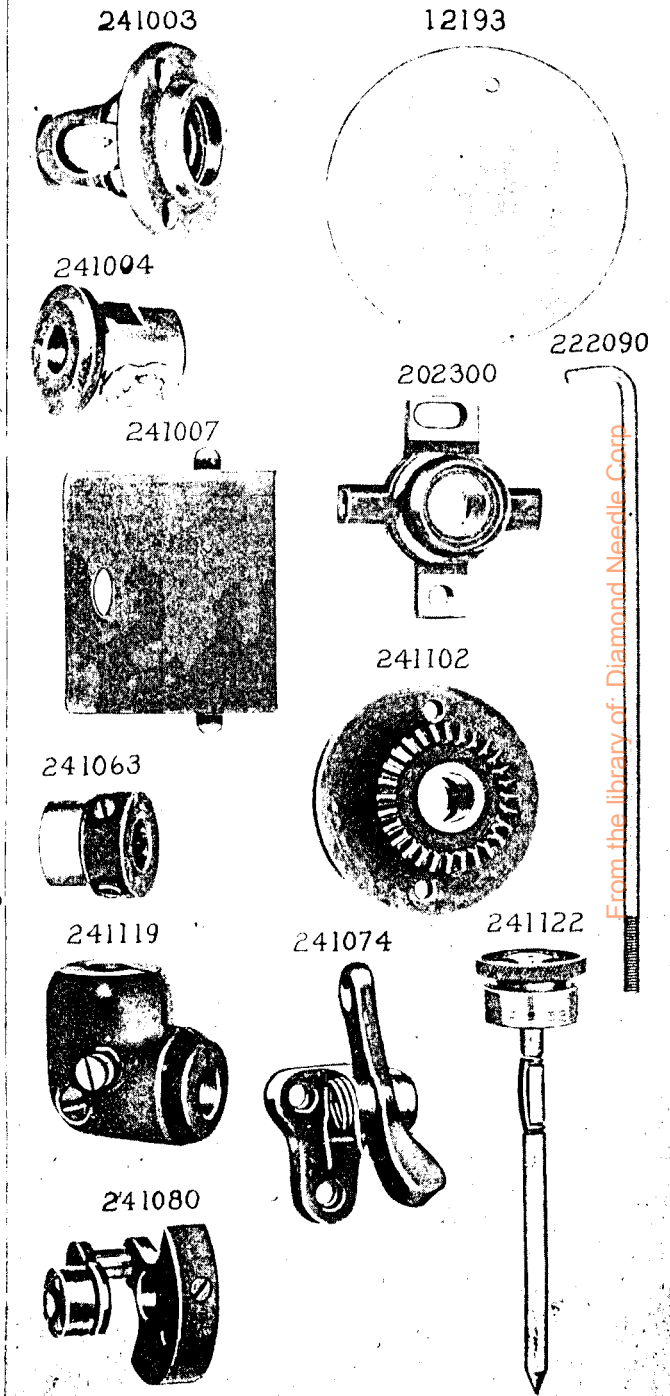


PLATE 13654—ONE-HALF SIZE



From the library of: Diamond Needle Corp

PLATE 13655—FULL SIZE




PLATE 13656—FULL SIZE

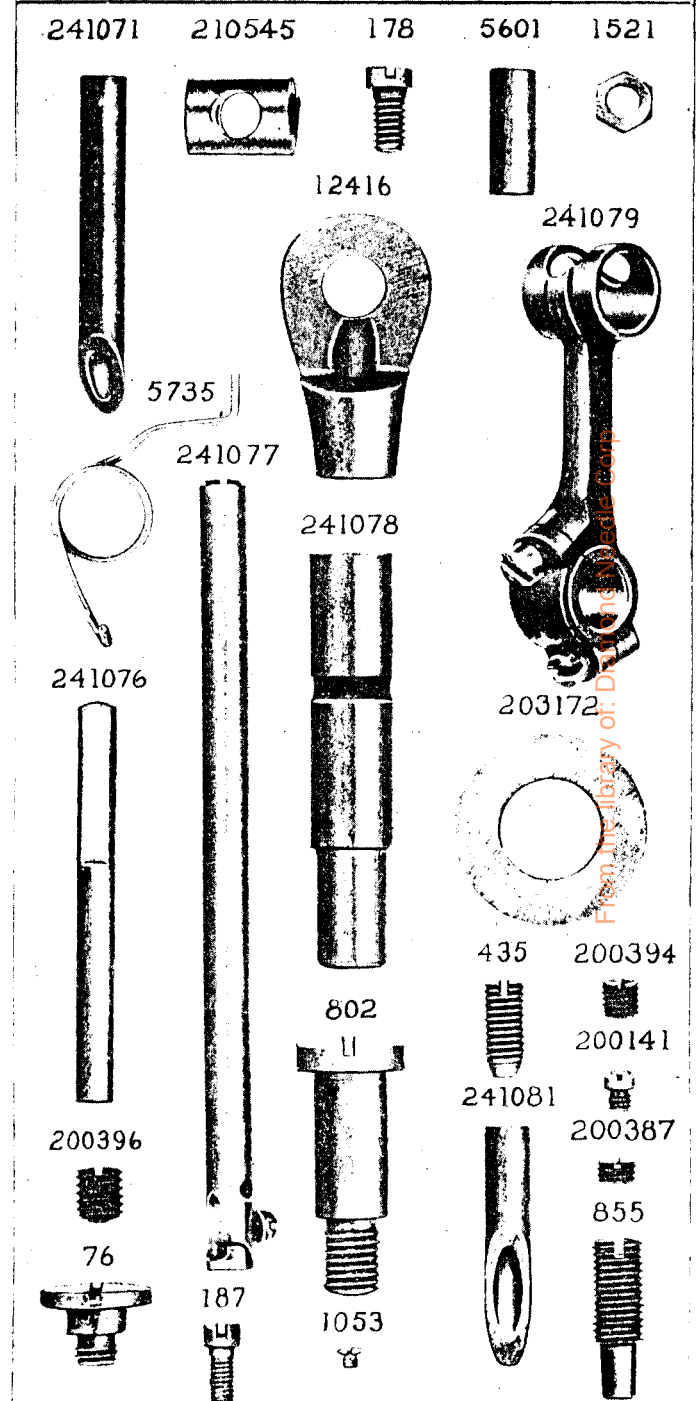


PLATE 13657—FULL SIZE

241082 241083 202339 200666

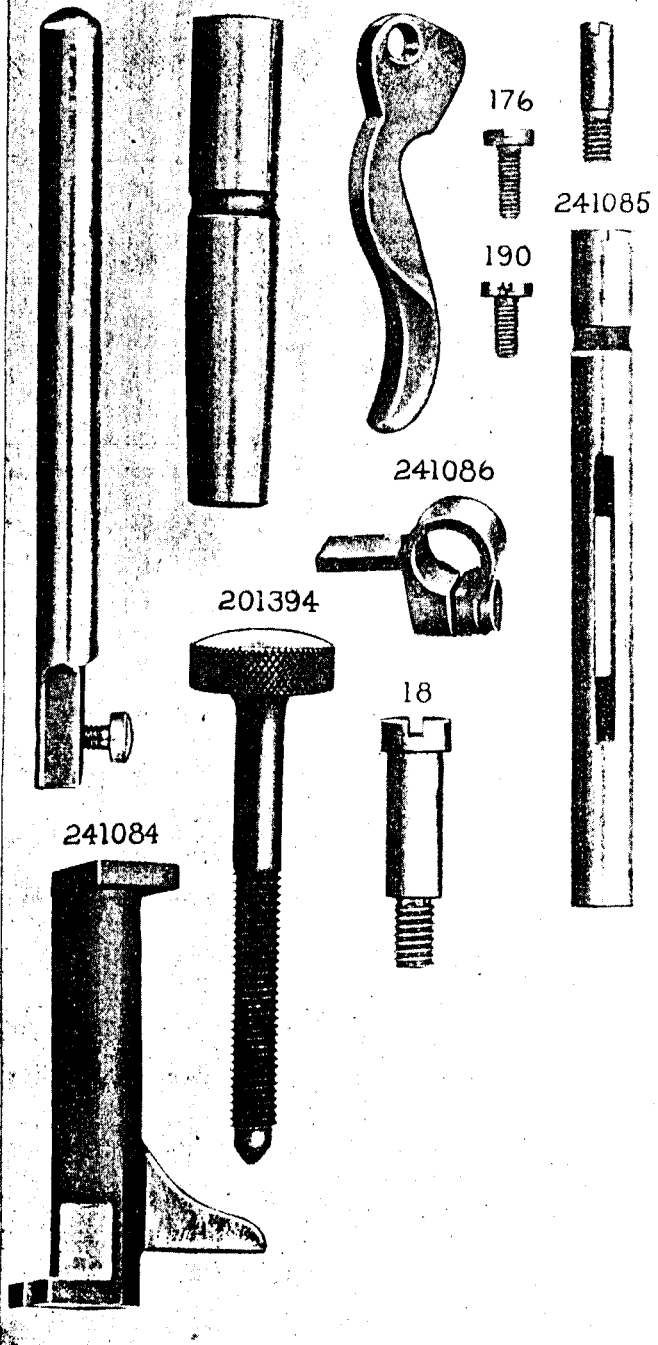
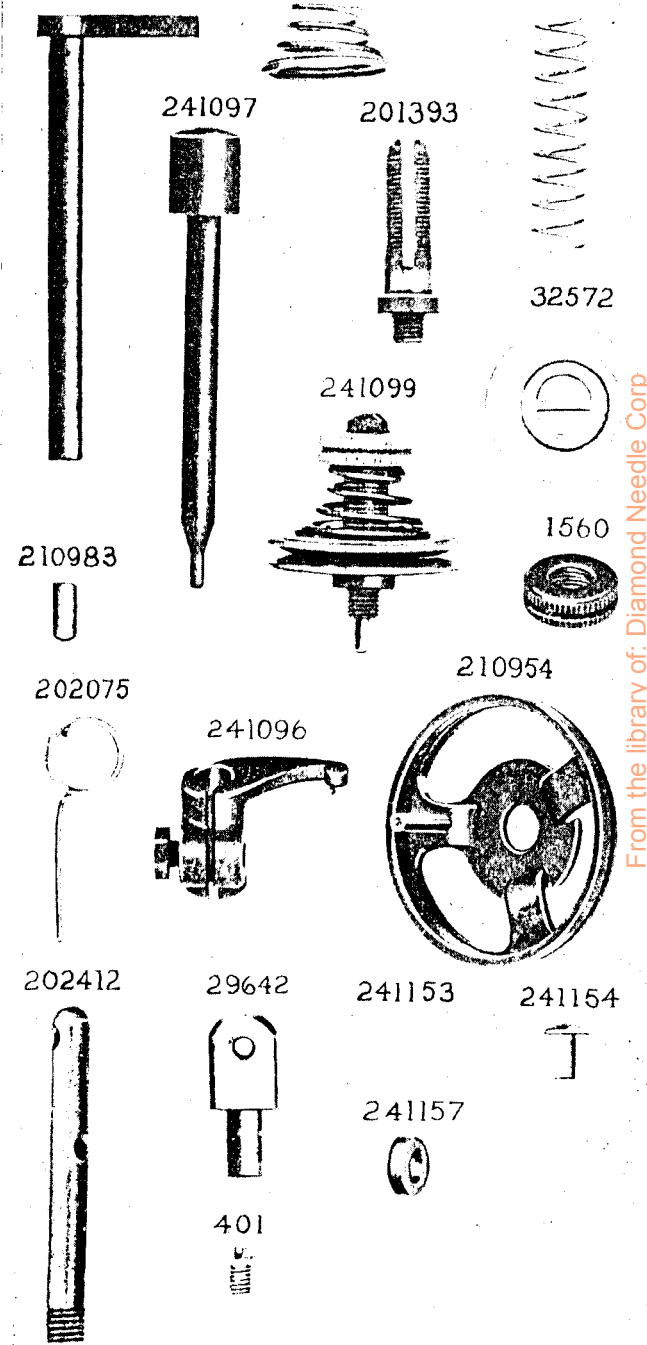


PLATE 13658—FULL SIZE

241156 13710 241098



From the library of: Diamond Needle Corp

PLATE 13659—FULL SIZE

241101



241116




241115



241114



241100



241103



423



241104



444



1036



691



200583



460

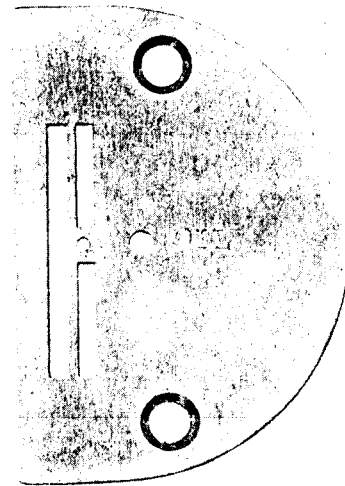


PLATE 13660—FULL SIZE

241030



241141



241034




From the library of: Diamond Needle Corp

PLATE 13661—FULL SIZE

241032



20124
20125



241029



52032
52033

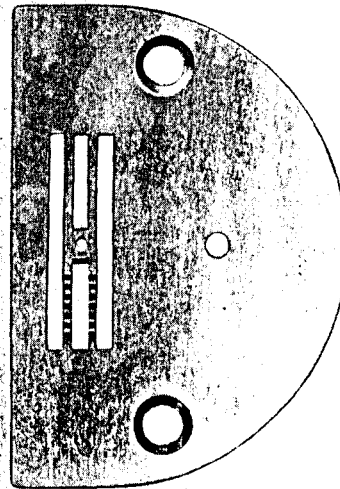
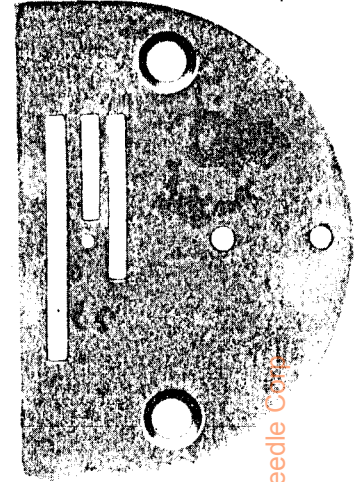


PLATE 13662—FULL SIZE

241031



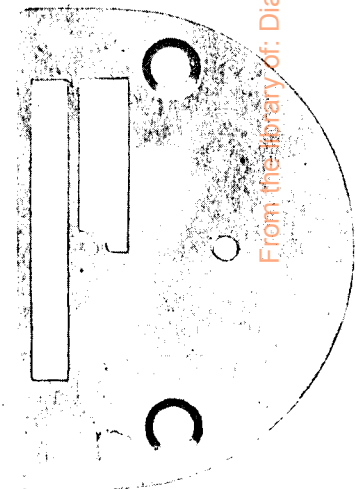
20139
20140



241033



26605
26606



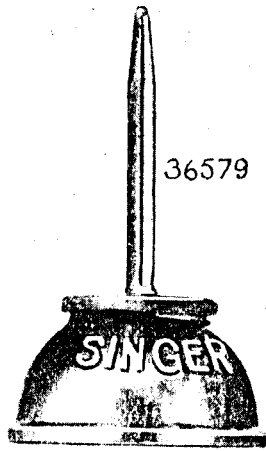
From the library of: Diamond Needle Co.

PLATE 13663—ONE-HALF SIZE


36578

26026

26485



36579



225554




PLATE 13664—FULL SIZE

225421

225423

225424

225425



225426


225428

35682

40318



35540



From the library of: Diamond Need Co.

PLATE 13665—FULL SIZE


200363



2761



2762



202486



1443



62527



7298



26276



362



356



228



590

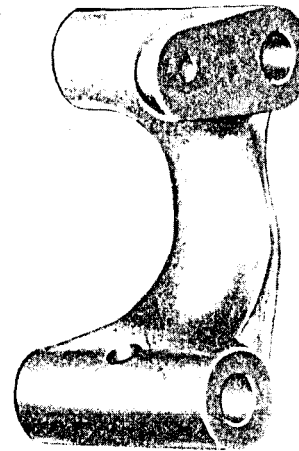


2532



PLATE 13666—FULL SIZE


225453



225454



225452



225455



225456



225438



200380



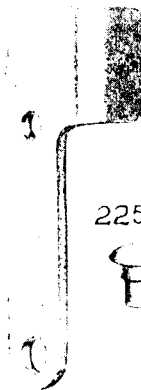
200056



200299



225458



225459




202478



225460



225445



From the library of: Diamond Needle Corp

PLATE 13667 ONE-FOURTH SIZE

225433



202473



225437

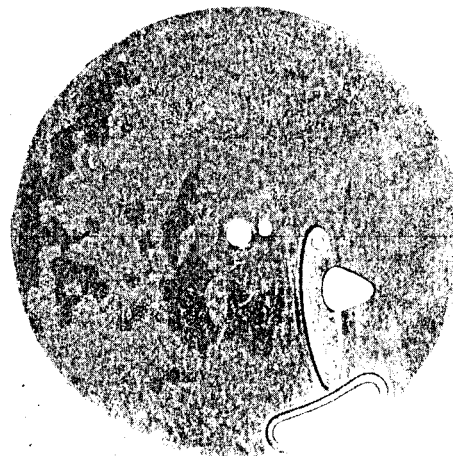


PLATE 13668—ONE-HALF SIZE

241090



241092



241093




From the library of: Diamond Needle Corp

PLATE 13669—FULL SIZE

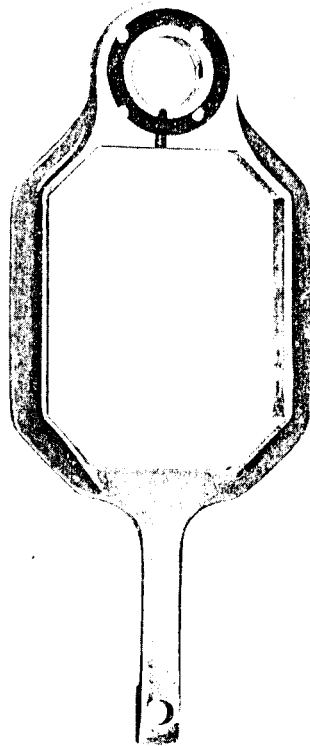
1094 201390 201391 201498 202135




241091



241088



241089

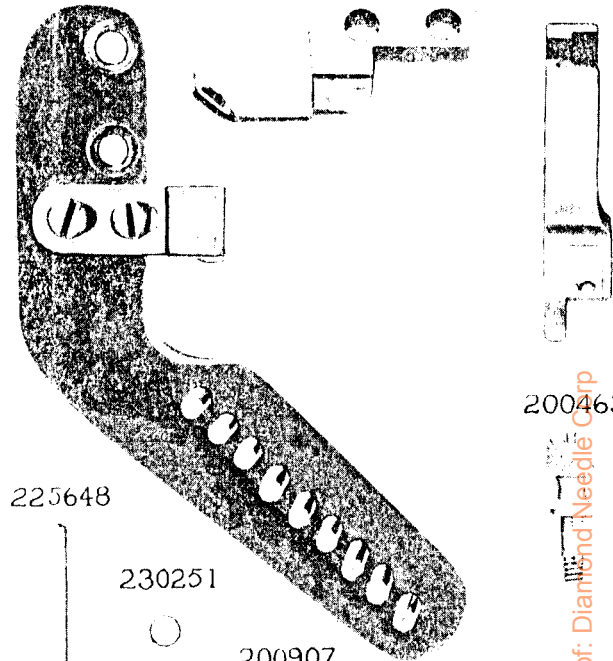


241105



PLATE 13670—FULL SIZE

231081 231078 231087



225648



230251



200907



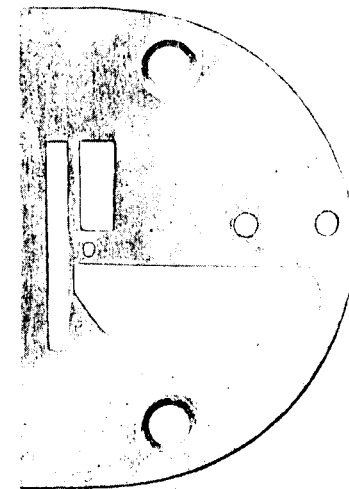
200463



231084



231083



From the library of: Diamond Needle Corp